



OCD

Ductless Single Zone Heat Pump



Indoor Unit



Outdoor Unit

Performance up to



Up to



Features

Operation mode

- Cooling, heating, dehumidifying, fan and auto.

Nominal capacity

- 9000, 12000, 18000, 24000, 30000, 36000 BTU/hr.

Voltage

- 230/208V, 60 Hz, 1-phase.

Indoor unit

- High wall installation, dual side connection.
- Plastic housing, standard white.
- 4-speed cross-flow fan (turbo, high, medium and low).
- Washable filters.

Outdoor unit

- Variable speed rotary compressor (INVERTER), with overload protection.
- Electronic expansion valve for precise control of refrigerant flow.
- Condenser fins covered with a hydrophilic coating for improved corrosion resistance.
- Large diameter quiet axial-flow fan for more efficient heat exchange.

- Smart pan heater to prevent ice formation.
- Compressor blanket and preheating technology.
- Installation on epoxy/polyester powder coated adjustable steel wall bracket (optional).

Connection piping

- Minimum piping length of 10 ft. (3 m).
- Flared connections.

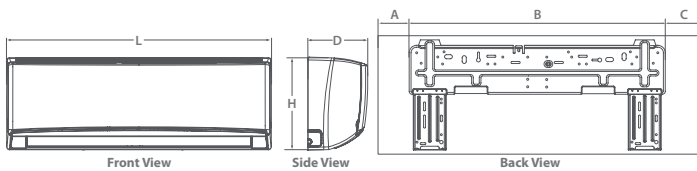
Control

- Wireless remote included.
- Wired wall controller available.
- Wi-Fi capability (option KIT-WIFI required).
- Set temperature: 16 to 30 °C (61 to 86 °F).
- Temperature display format: °C or °F.

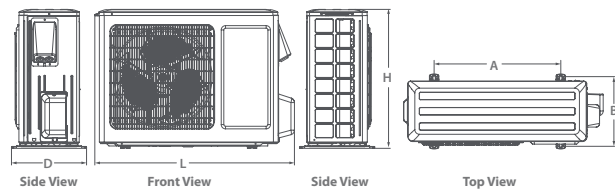
Application

- Dining room-kitchen, living room, family room, commercial building, office building, condo, restaurant.

Indoor Unit




Outdoor Unit




Indoor Unit	L		H		D		A		B		C	
	in.	mm	in.	mm	in.	mm	in.	mm	in.	mm	in.	mm
OCD09KCH23S-I	33 1/4	845	11 3/8	289	8 1/4	209	4 11/16	119	21 5/16	542	7 1/4	184
OCD12KCH22S-I	38 3/16	970	11 13/16	300	8 13/16	224	4	102	27	686	7 3/16	183
OCD18KCH20S-I	42 7/16	1078	12 13/16	325	9 11/16	246	8 1/8	206	27	686	7 5/16	186
OCD24KCH20S-I	53 1/8	1350	12 13/16	326	10	254	13 3/4	350	29 3/8	746	10	254

Outdoor Unit	L		H		D		A		B	
	in.	mm	in.	mm	in.	mm	in.	mm	in.	mm
OCD09KCH23S-O	33 3/8	848	21 1/4	540	12 5/8	320	21 1/4	540	11 1/4	286
OCD12KCH22S-O	33 3/8	848	23 5/16	592	12 5/8	320	21 1/4	540	11 1/4	286
OCD18KCH20S-O	37 5/8	955	27 9/16	700	15 9/16	396	22	559	14 5/16	364
OCD24KCH20S-O	38 9/16	980	31 1/8	790	16 13/16	427	24	610	15 9/16	395
OCD30KCH18S-O	39 1/2	1003	31 1/8	790	14 9/16	370	24	610	15 9/16	395

Includes



Optional



Models

Product # ¹	Indoor Unit	OCD09KCH235-I	OCD12KCH225-I	OCD18KCH205-I	OCD24KCH205-I	OCD30KCH185-I	OCD36KCH185-I	
	Outdoor Unit	OCD09KCH235-O	OCD12KCH225-O	OCD18KCH205-O	OCD24KCH205-O	OCD30KCH185-O	OCD36KCH185-O	
Technical Performance								
Voltage		Volts	230/208	230/208	230/208	230/208	230/208	
Cooling capacity	Nominal	W (BTU/hr)	2638 (9000)	3517 (12000)	5275 (18000)	6448 (22000)	8206 (28000)	
	Min. – max.	W (BTU/hr)	909 - 2813 (3100 - 9600)	909 - 3810 (3100 - 13000)	1993 - 5861 (6800 - 20000)	2000 - 8000 (6824 - 27296)	2781-8800 (9490-30030)	2169-10550 (7400-36000)
Heating capacity	Nominal	W (BTU/hr)	3224 (11000)	3810 (13000)	5803 (19800)	6741 (23000)	8323 (28400)	
	Min. – max.	W (BTU/hr)	560 - 3517 (1911 - 12000)	703 - 4103 (2400 - 14000)	2151 - 6887 (7340 - 23500)	2000 - 9000 (6824 - 30708)	2931-9668 (10000-32990)	4390-10550 (14980-36000)
Used cooling power input	Nominal	W	630	960	1435	1830	4100	
	Min. – max.	W	160 - 1300	200 - 1350	450 - 2150	450 - 3000	2750	
Used heating power input	Nominal	W	1020	1100	1730	2000	3800	
	Min. – max.	W	160-1350	400 - 1400	580 - 2600	450 - 3000	2800	
Used rated input		W	1350	1400	2600	3000	4300	
Rated current		A	6.0	6.3	12.5	14.5	20	
MCA		A	9	9	16	20	24	
Max. over-current protection (MOCP)		A	15	15	25	30	40	
SEER		-	23	22	20	20	18	
HSPF		-	10.5	10.10	10	10	9	
EER		(BTU/hr/W)	14	12.5	12.5	12.5	10.35	
COP		W/W	3.16	3.46	3.35	3.37	3	
ENERGY STAR		-	✓	✓	✓	✓	-	
Indoor Unit								
Dehumidification		pt/hr (l/hr)	1.69 (0.80)	2.96 (1.4)	3.8 (1.80)	4.23 (2.00)	6.34	
Air flow volume	T/H/M/L ²	cfm	377 / 288 / 241 / 170	400 / 288 / 241 / 171	559 / 488 / 412 / 335	706 / 647 / 589 / 530	706 / 618 / 530 / 412	
Sound level	T/H/M/L ²	dB (A)	43 / 39 / 35 / 29	45 / 39 / 35 / 29	47 / 43 / 40 / 39	48 / 44 / 40 / 36	51/45/41/37	
Fan motor power output		W	20	20	60	60	70	
Fan motor RLA		A	0.09	0.09	0.24	0.38	0.4	
Deflector stepper motor power output		W	1.5	1.5	2.5	2.5	2	
Net weight		lb (kg)	22 (10)	22 (10)	28 (12.5)	34 (15.5)	42 (19)	
Outdoor Unit								
Air flow volume		cfm	1059	2000	3200	2354	2354	
Sound level		dB (A)	53	54	55	59	62	
Compressor power input		W	845	845	1440	2550	2450	
Compressor LRA		A	-	-	25	25	40	
Compressor RLA		A	4	4	12.08	11.5	13.5	
Fan motor power output		W	30	30	60	92	120	
Fan motor RLA		A	-	0.36	0.49	0.65	0.45	
Refrigerant volume (R410A)		oz (g)	45.9 (1301)	47.6 (1349)	56.44 (1600)	77.6 (2200)	84.6 (2400)	
Net weight		lb (kg)	78 (35.5)	86 (39)	106 (48)	142 (65.5)	154 (70)	
Operating ambient temperature	Cooling	°C (°F)	-18 to 46 (0 to 115)					
	Heating	°C (°F)	-25 to 24 (-13 to 75)					
Connection Piping/Refrigerant								
Pre-charge length		ft. (m)	25 (7.5)	25 (7.5)	25 (7.5)	25 (7.5)	25 (7.5)	
Additional refrigerant charge		oz/ft. (g/m)	0.2 (20)	0.2 (20)	0.2 (20)	0.5 (50)	0.5 (46.5)	
Liquid pipe outer diameter		in.	1/4	1/4	1/4	1/4	1/4	
Gas pipe outer diameter		in.	3/8	1/2	5/8	5/8	5/8	
Maximum height difference		ft. (m)	33 (10)	33 (10)	33 (10)	33 (10)	33 (10)	
Maximum total length		ft. (m)	49 (15)	66 (20)	82 (25)	82 (25)	98 (30)	

¹ 1 indoor unit and 1 outdoor unit. Note that each unit is individually packaged.

² Cross-Flow Fan Speeds: (T) Turbo / (H) High / (M) Medium / (L) Low.



3400, boulevard Industriel
Sherbrooke, Québec
J1L 1V8 Canada

T 1.819.346.8493
TF 1.800.567.2733
F 1.819.822.4227
info@dettson.ca
www.dettson.com