



Charmo 19

Ductless Single Zone
Air-Conditioner



Indoor Unit



Outdoor Unit



Performance up to



Cooling

Up to



Features

Operation mode

- Cooling, ehumidifying, fan and auto.

Nominal capacity

- 9000, 12000, 18000, 24000 BTU/hr.

Voltage

- 230/208V, 60 Hz, 1-phase.

Indoor unit

- High wall installation, dual side connection.
- Plastic housing, standard white.
- 7-speed cross-flow fan (auto, turbo, high, medium-high, medium, low and very low).
- Washable filters.

Outdoor unit

- Variable speed rotary compressor (INVERTER), with overload protection.
- Electronic expansion valve for precise control of refrigerant flow.
- Condenser fins covered with a hydrophilic coating for improved corrosion resistance.
- Large diameter quiet axial-flow fan for more efficient heat exchange.

Connection piping

- Minimum piping length of 10 ft. (3 m).
- Flared connections.

Control

- Wireless remote included.
- Wired wall controller available.
- Wi-Fi included.
- Set temperature: 16 to 30 °C (61 to 86 °F).
- Temperature display format: °C or °F.

Application

- Dining room-kitchen, living room, family room, commercial building, office building, condo, restaurant.

Includes



Fin Coating



Quiet Design



Auto Restart



Auto-Clean



Self-Diagnosis



Sleep Mode



Turbo Mode

Optional



Wall Controller



Up & Down Swing



Timer



I Feel



Lock



Wireless Remote



Wi-Fi

Charmo 19

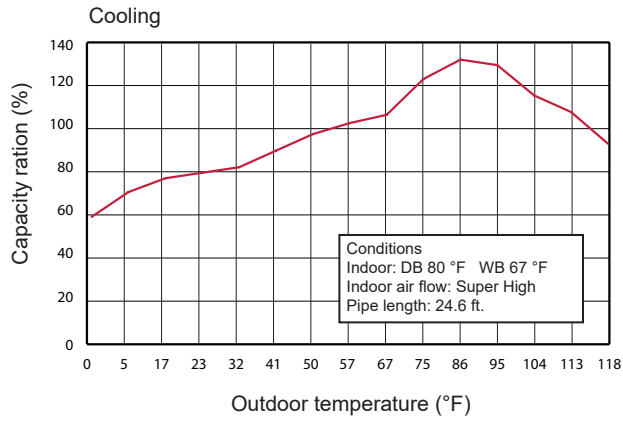
Models

Product # ¹	Indoor Unit Outdoor Unit	CHD09KCO19S-I CHD09KCO19S-O	CHD12KCO17S-I CHD12KCO17S-O	CHD18KCO17S-I CHD18KCO17S-O	CHD24KCO18S-I CHD24KCO18S-O	
Technical Performance						
Voltage	Volts	230/208	230/208	230/208	230/208	
Cooling capacity	Nominal	W (BTU/hr)	2667 (9100)	3517 (12000)	5159 (17600)	6450 (22000)
	Min. – max.	W (BTU/hr)	820 - 3018 (2800 - 10300)	700 - 3700 (2388 - 13307)	1100 - 5850 (3753 - 19960)	2000 - 7400 (6824 - 25249)
Used cooling power input	Nominal	W	805	1334	1750	1896
	Min. – max.	W	180 - 1350	180 - 1500	200 - 2300	340 - 2350
Used rated input	W	1450	1650	2300	2400	
Rated current	A	6.5	6.7	9.5	12	
MCA	A	9	11	14	15	
Max. over-current protection (MOCP)	A	15	15	20	20	
SEER2 (SEER)	-	19.5 (19.5)	17.5 (17.5)	17.5 (17.5)	18 (18)	
EER	W/W	3.30	2.64	2.95	3.40	
Energy Star	-	-	-	-	-	
Indoor Unit						
Dehumidification	pt/hr (l/hr)	1.69 (0.80)	2.96 (1.40)	3.8 (1.80)	5.28 (2.50)	
Air flow volume	cfm	353 / 282.5 / 264.8 / 229.5 / 211.86 / 194.2 / 158.8	424 / 353 / 324 / 277 / 247 / 224 / 182	618 / 512 / 471 / 436 / 395 / 336 / 283	677 / 588 / 559 / 500 / 471 / 441 / 412	
Sound level	dB (A)	51 / 47 / 44 / 42 / 41 / 38 / 36	57 / 49 / 48 / 45 / 43 / 42 / 37	60 / 56 / 54 / 52 / 50 / 46 / 42	61 / 57 / 55 / 52 / 50 / 48 / 46	
Fan motor power output	W	20	15	45	60	
Fan motor RLA	A	0.30	0.40	0.70	0.45	
Deflector stepper motor power output	W	1.5	1.5	2.5	2.5	
Net weight	lb (kg)	19.8 (9)	19.8 (9)	28.7 (13)	33 (18)	
Outdoor Unit						
Air flow volume	m3/hr	1950	1950	2520	3200	
Sound level	dB (A)	51	52	57	57	
Compressor power input	W	756	857	1295	1330	
Compressor LRA	A	-	-	25	35	
Compressor RLA	A	5.20	7.30	9.35	0.45	
Fan motor power output	W	30	30	30	60	
Fan motor RLA	A	0.4	0.6	0.9	0.6	
Refrigerant volume (R410A)	oz (g)	24.7 (700)	27.5 (750)	44.1 (1150)	52.9 (1500)	
Net weight	lb (kg)	56.22 (25.5)	57.33 (26)	71.70 (32.5)	97 (44)	
Operating ambient temperature	Cooling °C (°F)	-18 to 46 (0 to 115)				
Connection Piping/Refrigerant						
Pre-charge length	ft. (m)	25 (7.5)	25 (7.5)	25 (7.5)	25 (7.5)	
Additional refrigerant charge	oz/ft. (g/m)	0.2 (20)	0.2 (20)	0.2 (20)	0.5 (50)	
Liquid pipe outer diameter	in.	1/4	1/4	1/4	1/4	
Gas pipe outer diameter	in.	3/8	3/8	1/2	5/8	
Maximum height difference	ft. (m)	66 (20)	66 (20)	66 (20)	66 (20)	
Maximum total length	ft. (m)	66 (20)	66 (20)	82 (25)	82 (25)	

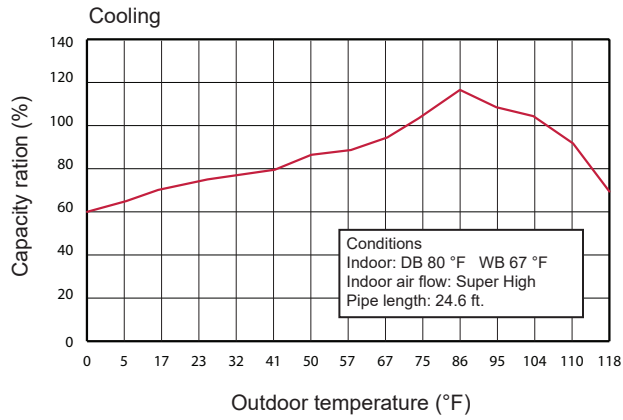
¹ 1 indoor unit and 1 outdoor unit. Note that each unit is individually packaged.

Capacity Variation Ratio According to Temperature

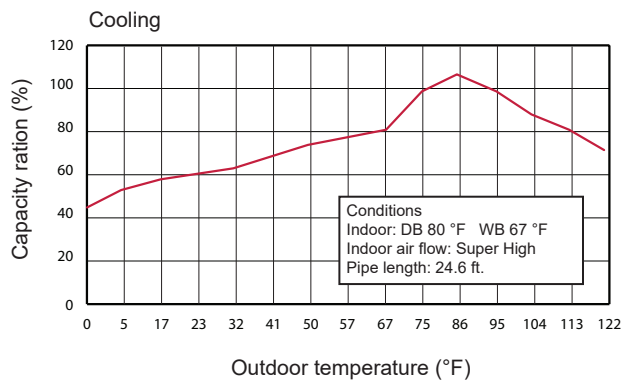
CHD09 & CHD12



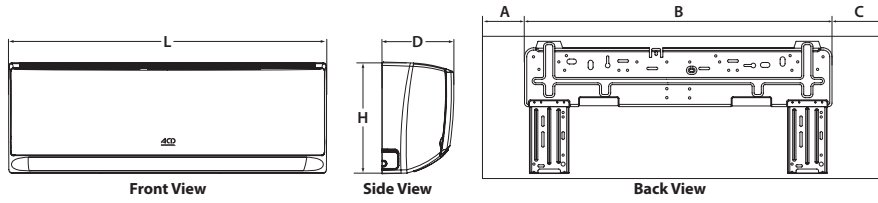
CHD18



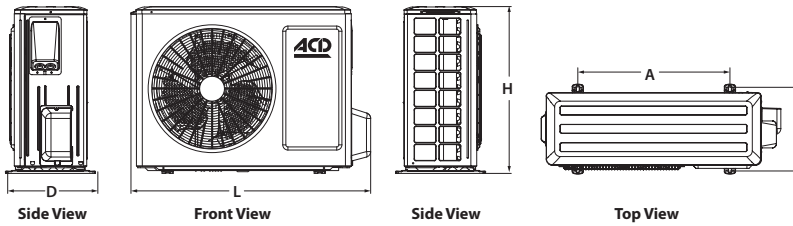
CHD24



Indoor Unit



Outdoor Unit



Indoor Unit	L		H		D		A		B		C	
	in.	mm	in.	mm	in.	mm	in.	mm	in.	mm	in.	mm
CHD09KCO19S-I CHD12KCO17S-I	32 7/8	835	10 7/8	275	7 7/8	200	7 1/16	119	18 5/32	542	7 11/16	184
CHD18KCO17S-I	37 1/8	943	13 1/8	333	9 11/16	246	7 17/32	102	22 1/16	686	7 1/2	183
CHD24KCO18S-I	42 7/16	1078	13 1/8	333	9 11/16	246	10 3/16	206	22 1/16	686	10 5/32	186

Outdoor Unit	L		H		D		A		B	
	in.	mm	in.	mm	in.	mm	in.	mm	in.	mm
CHD09KCO19S-O CHD12KCO17S-O	28 13/16	732	21 54/64	555	13	330	17 15/16	540	12 3/16	286
CHD18KCO17S-O	31 37/64	802	21 54/64	555	13 50/61	350	20 5/32	559	13 2/32	364
CHD24KCO18S-O	37 3/4	958	26	660	15 53/64	402	22 13/32	610	14 19/32	395



TF 1.800.567.2733
info@dettson.ca
dettson.com

Specifications are subject to change without notice

Authorized Retailer