



Strata

DNSALE115

ERV - Energy Recovery
Air Exchanger



Side Port Model



Top Port Model



CSA-C439-18

X61007E

Features

Air flow and performance

- Fully adjustable air flow (113 cfm @ 0 in.w.g.).
- 64% sensible recovery effectiveness at 0 °C (32 °F) 30 L/s.

Voltage

- 120V, 60Hz, 0.8A.

Benefit

- Reduce heating demand in winter and cooling demand in summer.
- Whisper-quiet: factory calibrated and balanced.
- Easy installation and maintenance.
- Designed and manufactured in Canada to operate in variable climatic conditions.

Construction

- Door and housing in corrosion-resistant galvanized steel, 24-gauge, pre-painted neutral white.
- Convenient, screwless hinged door.
- Ultra-thin: 9 in. (229 mm).
- No drain required.
- Lightweight for ease of installation: 32 lb (14.5 kg).
- Port size: 5 in. (127 mm).
- Two configurations to optimize your space: Side Port or Top Port models.
- Reverse air flow configuration available as a factory installed option (-R). For further explanation, please refer to the document Normal and Reverse.
- Foam for ceiling installation for *Top Port models only*, available as a factory installed option (-F).
- Backdraft damper required on fresh air inlet (not supplied).

Motor

- Energy-efficient, sealed European motor with closed housing and automatic reset thermal protection.
- Balancing without flow keys. 100% electronic adjustment. Pressure ports integrated into the door for precise, easy balancing.

Energy recovery core

- High-efficiency 100% polymer core, extremely durable.
- Recovers both latent and sensible energy. (Heat and Humidity).
- Meets or exceeds ASHRAE 90.1-2010.
- Washable in soapy water to recover its full effectiveness without deterioration or contamination.
- Antimicrobial protection - ISO846.

- Avoid virus transfer - ASTM F-1671 tested.
- Zero crossflow contamination - Certified according to AHRI 1060.
- UL94 HB Flammability tested.

Control/timer*

- 2 control choices available:
 - Optional Decora-style wall-mounted control/timer (SA-LT15). INTERMITTENT (20-40) – CONTINUOUS – OFF – Timer (20-40-60 minutes).
 - Optional digital Decora-style wall-mounted control/timer (SA-LCD15). INTERMITTENT (20-40) – CONTINUOUS – Humidity – Recirculation – OFF.

Installation

- Can be ceiling-mounted or suspended.
- Easily installed in the ceiling void or just below the fire-rated ceiling.
- Set of nylon suspension straps included for installation.
- Steel mounting plate for Foam Top Port models only, available as an option (SA-P5R).
- Furnace interconnect plug connector factory installed.

Setting

- Balance the unit using the supplied instruction named: Balancing.
- All the installer needs are the required flow rates, a manometer, and 5 minutes to adjust and balance the system.
- Simply specify the air flow rates for LOW SPEED and HIGH SPEED.
- The static pressure of the system should ideally be less than or equal to the static pressure indicated by the graph for HIGH SPEED.
- You don't have to worry about static pressure to limit air flow or adding flow keys as other devices. All you must do is provide ducting that doesn't limit maximum flow, and the unit's adjustments will allow you to fine-tune flow rates.

Warranty

- Motor 5-year. Other parts except filters and pre-filters 1-year.

Application

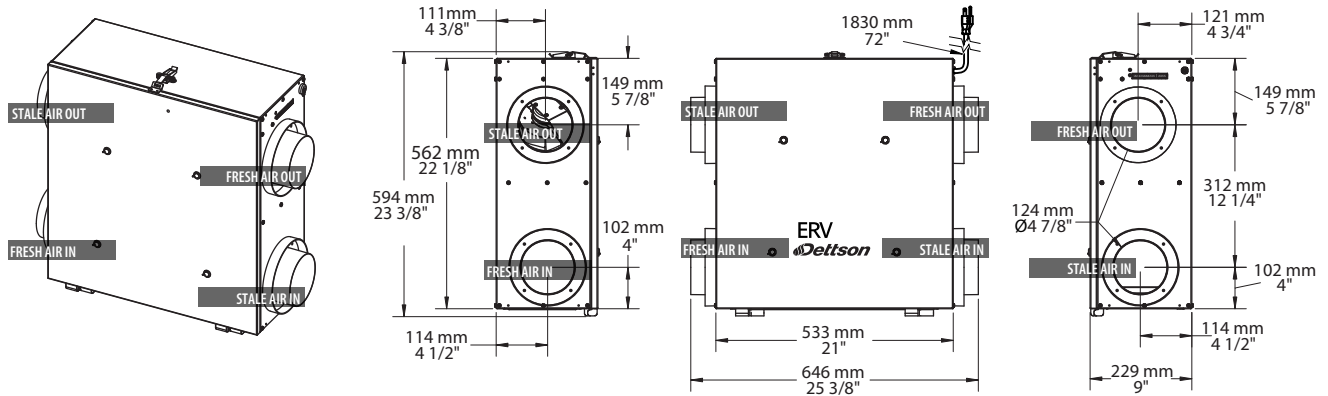
- The ideal solution for high-rise apartments and small to medium-size homes, when regulations do not require unit certification at -25°C (-13 °F).
- Purifies the air by expelling many pollutants, dust, and allergens to the outside, while ensuring an equivalent supply of fresh air in the home.

*Important note:

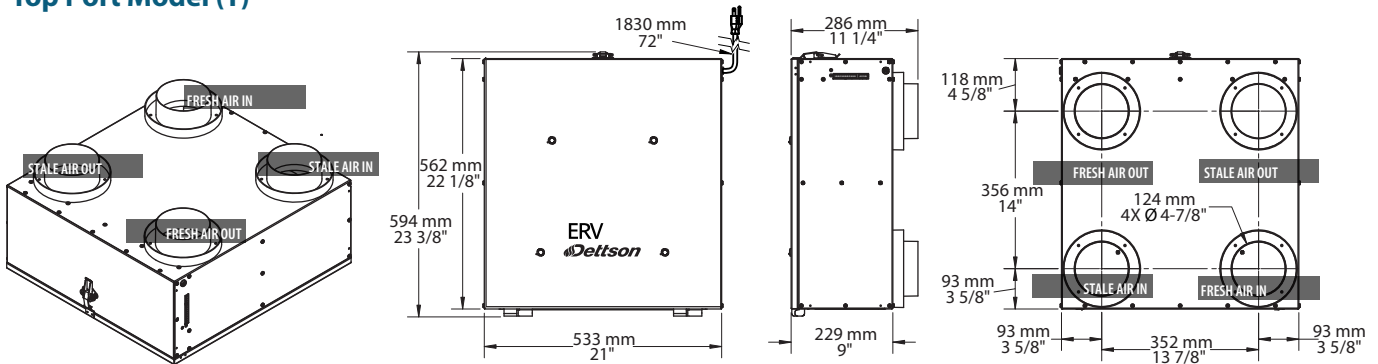
- No controls are included with the purchase of an air exchanger. SA-LT15 and SA-LCD15 controls must be purchased separately.

DNSALE115

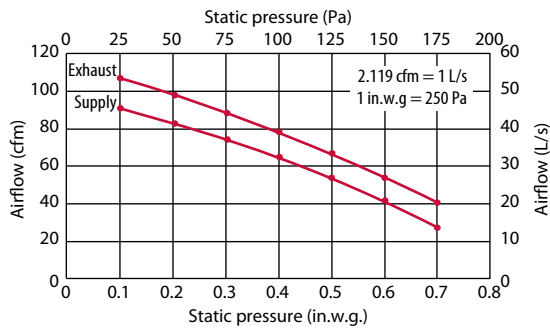
Side Port Model (S)



Top Port Model (T)



ERV DNSALE115 - Curves at highest speed



Energy ratings - HVI certified

Supply temperature	Air flow	Power	Sensible recovery (SRE) ¹	Adjusted Sensible Recovery	Latent recovery / moisture transfer		
°C	°F	cfm	L/s	W	%		
Heating							
0	32	53	25	33	60	64	52
0	32	64	30	38	64	68	49
0	32	85	40	50	62	66	44
Cooling							
			Total recovery efficiency		Adjusted total recovery efficiency		
35	95	51	24	34	52	55	55

Models

Product #	cfm	Recirculation	SRE ¹		Port		Volts	Hertz	Amp.	Weight	
			0 °C (32 °F) 30 L/s	-25 °C (-13 °F) 24 L/s	in.	mm				lb	kg
ERV Energy recovery air exchanger 113 cfm (Side Port)											
DNSALE115S	113	No	64%	No	5	127	120	60	0.8	32	14.5
ERV Energy recovery air exchanger 113 cfm (Top Port)											
DNSALE115T	113	No	64%	No	5	127	120	60	0.8	32	14.5
DNSALE115TF	113	No	64%	No	5	127	120	60	0.8	32	14.5

¹ SRE: Sensible Recovery Effectiveness

Options

Product # Kit	Product # Factory installed	Description
-	F	Foam for ceiling installation for Top Port models only
-	R	Reverse air flow
SA-P5R	-	Steel mounting plate for Top Port model only with foam (F)
KIT-SA-FI-115	-	Kit of 2 filters for 115R air exchanger

Controls

Product #	Description
SA-LCD15 ²	Digital Decora-style wall-mounted control/timer for residential air exchangers
SA-LT15 ²	Decora wall-mounted control/timer for residential air exchangers



² Must be purchased separately.