

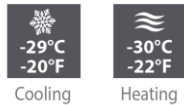


Pular

Ductless Single Zone Heat Pump



Performance up to



Up to



Features

Operation mode
Nominal capacity
Voltage
Indoor unit

Outdoor unit

Connection piping

Control

Warranty

Application

- Cooling, heating, dehumidifying, fan and auto.
- 9000, 12000, 18000, 24000 BTU/hr.
- 230/208V, 60 Hz, 1-phase.
- High wall installation, dual side connection.
- Plastic housing, standard white.
- 7-speed cross-flow fan (auto, turbo, high, medium-high, medium, low and very low).
- Washable filters.
- Variable speed rotary compressor (INVERTER), with overload protection.
- Electronic expansion valve for precise control of refrigerant flow.
- Condenser fins covered with a hydrophilic coating for improved corrosion resistance.
- Large diameter quiet axial-flow fan for more efficient heat exchange.
- Smart pan heater to prevent ice formation.
- Compressor blanket and preheating technology.
- Minimum piping length of 10 ft. (3 m).
- Flared connections.
- Wireless remote included.
- Wired wall controller available.
- Wi-Fi (optional).
- Sinopé interface (optional HP6000ZB-GE and GT130 required).
- Set temperature: 16 to 30 °C (61 to 86 °F).
- Temperature display format: °C or °F.
- **10+2 year parts and 10+2 year compressor basic warranty (labor not included).***
- Dining room-kitchen, living room, family room, commercial building, office building, condo, restaurant.

¹ Validate your eligibility for government programs base on your regions and heat pump model.

Includes									Optional
Smart Pan Heater	Crankcase Heater	Fin Coating	Quiet Design	Smart Defrosting	Smart Preheating	Auto Restart	Auto-Clean	Self-Diagnosis	Wall Controller
Sleep Mode	Turbo Mode	Up & Down Swing	Left & Right Swing	Timer	I Feel	Lock	Wireless Remote	Wi-Fi	

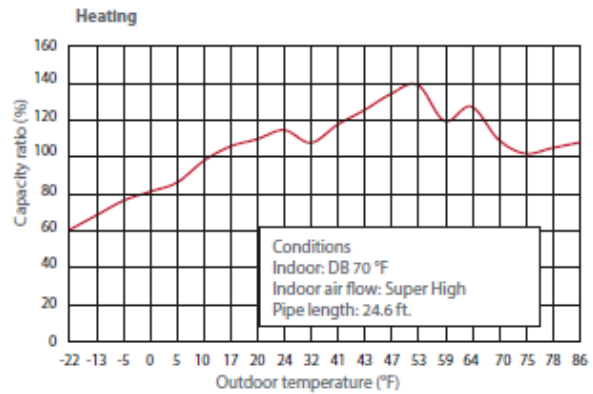
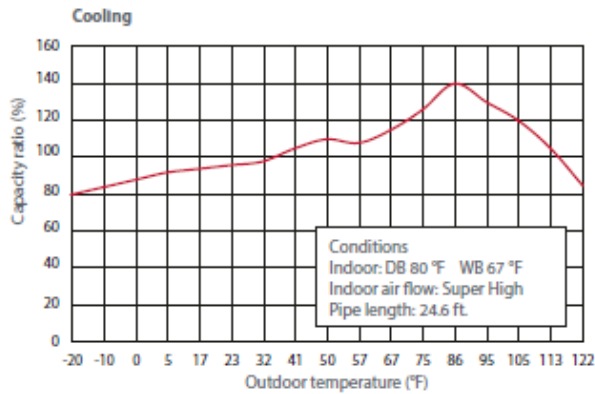
*10 year standard warranty. Additional 2 year extended warranty when product is registered and/or proof of installation

Models

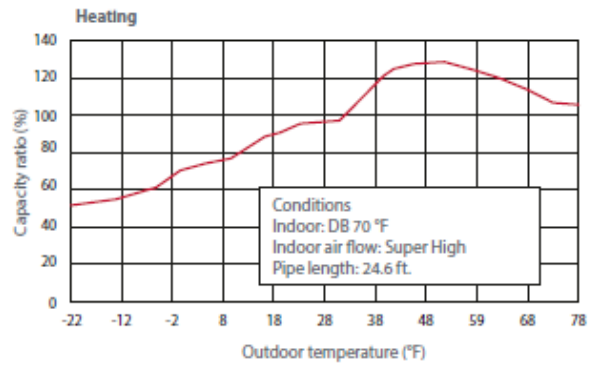
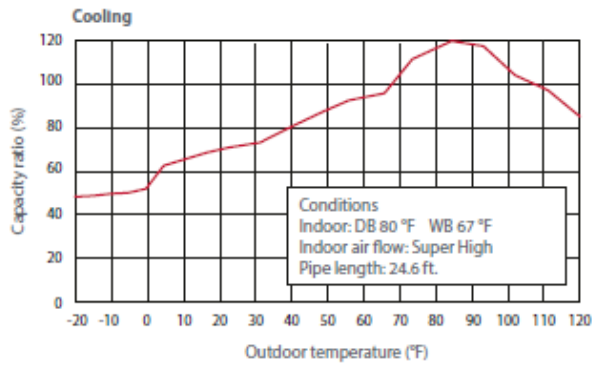
Product # ¹	Indoor Unit (Muse head model)		GWH09AFCXD-D3DNA1A/ GWH09AGCXD-D3DNA1A/O	GWH12AFCXD-D3DNA1A/ GWH12AGCXD-D3DNA1A/O	GWH18AFDXF-D3DNA1A/ GWH18QDXF-D3DNB2A/O	GWH24AFEXH-D3DNA1A/ GWH24AGEXH-D3DNA1A/O
	Outdoor Unit					
Qty						
Technical Performance						
Voltage		Volts	230/208	230/208	230/208	230/208
Cooling capacity	Nominal	W (BTU/hr)	2667 (9100)	3517 (12000)	5275 (18000)	6450 (22000)
	Min. – max.	W (BTU/hr)	450 - 3150 (1535 - 10748)	900 - 4132 (3070 - 14100)	1500 - 6200 (5118 - 21154)	2600 - 8200 (8870 - 28000)
Heating capacity	Nominal	W (BTU/hr)	3077 (10500)	3517 (12000)	5275 (18000)	7040 (24000)
	Min. – max.	W (BTU/hr)	1000 - 4300 (3412 - 14671)	900 - 4543 (3071 - 15500)	1500 - 6200 (5118 - 21154)	2100 - 9000 (7200 - 30708)
Used cooling power input	Nominal	W	619	961	1384	1679
	Min. – max.	W	130 - 1013	220 - 1400	130 - 2300	290 - 2600
Used heating power input	Nominal	W	848	923	1384	1870
	Min. – max.	W	228 - 1343	220 - 1500	250 - 2350	470 - 3100
Used rated input		W	1343	1500	2350	3100
Rated current		A	4.73	6.30	11.50	15.30
MCA		A	10	10	14	16
Max. over-current protection (MOCP)		A	15	15	20	25
SEER2 (SEER)		-	25.5 (25.5)	24 (24)	23.5 (23)	24.5 (24)
HSPF2 (HSPF)		-	10.2 (12)	9 (11)	9 (11)	9.5 (11)
EER		W/W	4.31	3.66	3.81	3.85
COP		W/W	3.90	3.81	3.81	3.79
AHRI number		-	209248930	209248922	214075152	207690460
ENERGY STAR		-	✓	✓	✓	✓
Indoor Unit						
Dehumidification		pt/hr (l/hr)	1.69 (0.80)	2.96 (1.4)	3.80 (1.8)	5 (2.40)
Air flow volume		cfm	353 / 323 / 294 / 264 / 235 / 176 / 158	400 / 364 / 329 / 288 / 264 / 247 / 229	589 / 500 / 441 / 412 / 383 / 353 / 324	736 / 588 / 530 / 471 / 441 / 412 / 383
Sound level		dB (A)	50 / 47 / 45 / 42 / 39 / 36 / 35	53 / 48 / 46 / 44 / 42 / 40 / 37	59 / 53 / 51 / 50 / 47 / 43 / 39	62 / 54 / 52 / 49 / 48 / 46 / 44
Fan motor power output		W	15	15	45	60
Fan motor RLA		A	0.22	0.20	0.35	0.30
Deflector stepper motor power output		W	1.5	1.5	1.5	1.5
Net weight		lb (kg)	21 (9.5)	21 (9.5)	29 (13.5)	35 (16)
Outdoor Unit						
Air flow volume		m ³ /hr	2200	2200	3600	4500
Sound level		dB (A)	52	52	59	62
Compressor power input		W	800	784	1196	1350
Compressor LRA		A	-	-	-	-
Compressor RLA		A	6.50	6.80	9.25	11
Fan motor power output		W	30	30	60	90
Fan motor RLA		A	0.4	0.4	0.9	0.6
Refrigerant volume (R410A)		oz (g)	35.28 (1000)	42.33 (1200)	54.70 (1550)	60 (1700)
Net weight		lb (kg)	70.5 (32)	70.5 (32)	98 (44.5)	108 (49)
Operating ambient temperature	Cooling	°C (°F)	-29 to 50 (-20 to 122)			
	Heating	°C (°F)	-30 to 30 (-22 to 86)			
Connection Piping/Refrigerant						
Pre-charge length		ft. (m)	25 (7.5)	25 (7.5)	25 (7.5)	25 (7.5)
Additional refrigerant charge		oz/ft. (g/m)	0.2 (20)	0.2 (20)	0.5 (50)	0.5 (50)
Liquid pipe outer diameter		in.	1/4	1/4	1/4	1/4
Gas pipe outer diameter		in.	3/8	1/2	5/8	5/8
Maximum height difference		ft. (m)	33 (10)	33 (10)	33 (10)	82 (25)
Maximum total length		ft. (m)	49 (15)	66 (20)	82 (25)	131 (40)

¹ 1 indoor unit and 1 outdoor unit. Note that each unit is individually packaged.

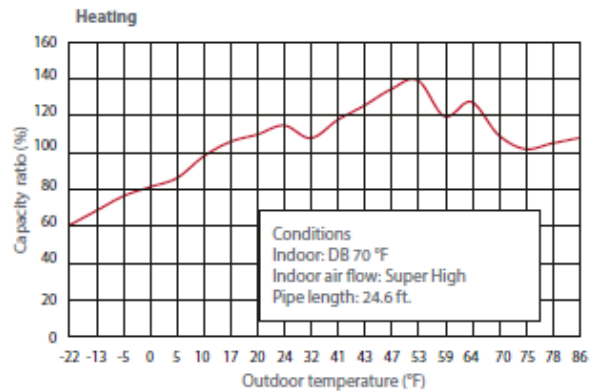
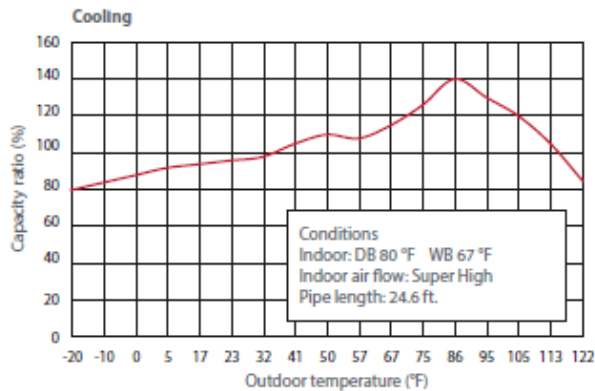
Capacity Variation Ratio According to Temperature GWH09



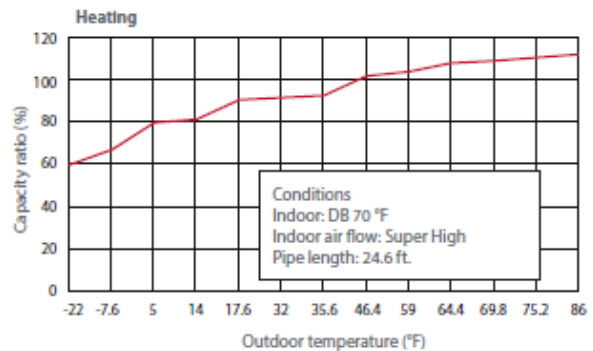
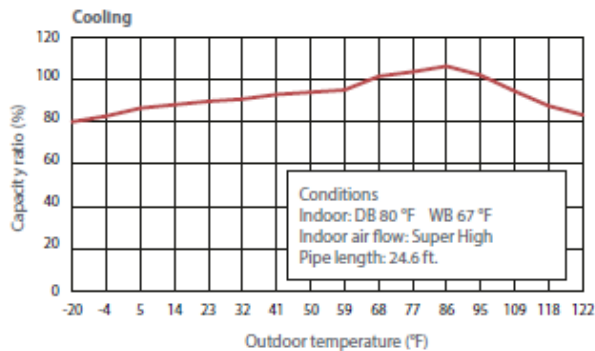
GWH12



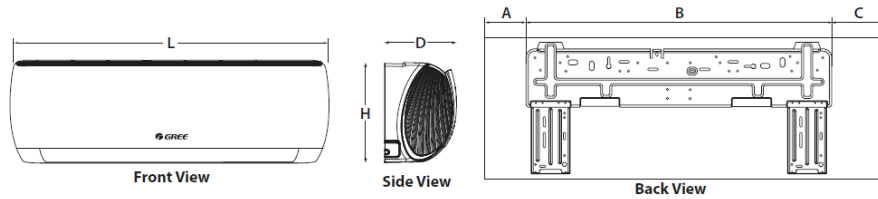
GWH18



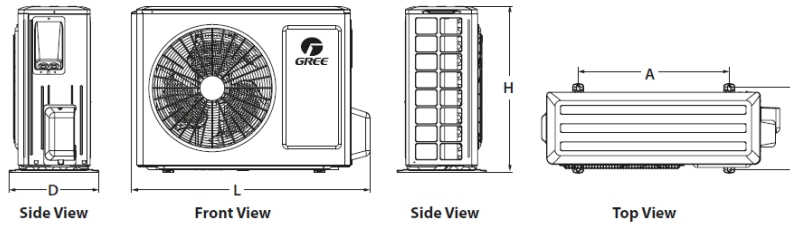
GWH24



Indoor Unit



Outdoor Unit



Indoor Unit (Muse head model)	L		H		D		A		B		C	
	in.	mm	in.	mm	in.	mm	in.	mm	in.	mm	in.	mm
GWH09AFCXD-D3DNA1A/O GWH12AFCXD-D3DNA1A/O	34 3/8	848	11 7/16	291	8 5/16	211	5 7/8	149	21 5/16	542	8 1/32	204
GWH18AFDXF-D3DNA1A/I	39 3/16	995	12 1/4	311	8 11/16	221	8 1/2	203	27	686	9 1/4	235
GWH24AFEXH-D3DNA1A/I	43 1/2	1105	13 7/64	333	9 11/16	246	8 1/2	203	27	686	9 1/4	235

Outdoor Unit	L		H		D		A		B	
	in.	mm	in.	mm	in.	in.	mm	in.	mm	in.
GWH09AGCXD-D3DNA1A/O GWH12AGCXD-D3DNA1A/O	31 37/64	802	21 54/64	555	13 50/64	350	20 5/32	512	13 5/64	332
GWH18QDXF-D3DNB2A/O	37 46/64	958	26	660	15 53/64	402	24	610	15 9/16	395
GWH24AGEXH-D3DNA1A/O	39 6/16	1000	29 6/16	746	16 13/16	427	24	610	15 9/16	395

Specifications may change without prior notice

Project:	Approval Information
Consultant Engineer:	
Electrical Contractor:	
Distributor:	
Date:	
Contact at Dettson:	
Comments:	